

COURT OF CHANCERY  
State of Delaware

2024 Annual Report Statistical Information

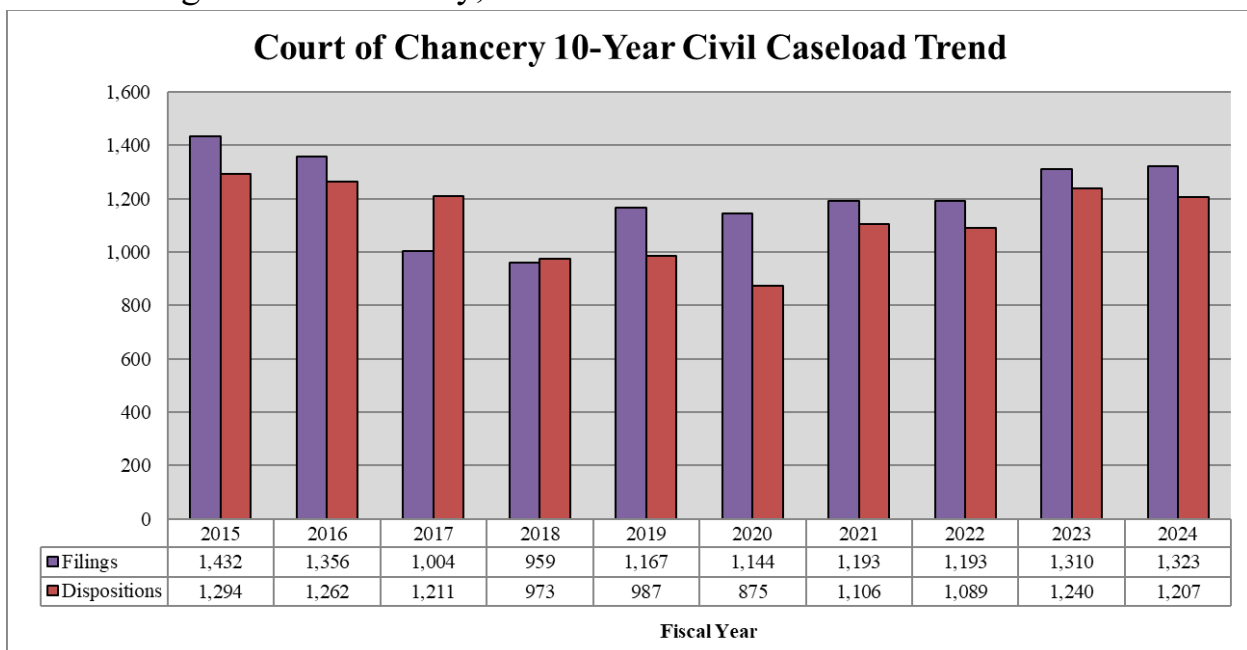
## COURT OF CHANCERY

Caseload Comparison - Fiscal Years 2023-2024 - Civil Filings				
	2023	2024	Change	% Change
State	1,310 *	1,323	13	1.0%

\*Previous FYs reactivated cases were included in this count. Beginning FY23 they were excluded. FY23 saw 52 reactivated cases

Caseload Comparison - Fiscal Years 2023-2024 - Civil Dispositions				
	2023	2024	Change	% Change
State	1,240	1,207	-33	-2.7%

Source: Registers in Chancery; Administrative Office of the Courts.

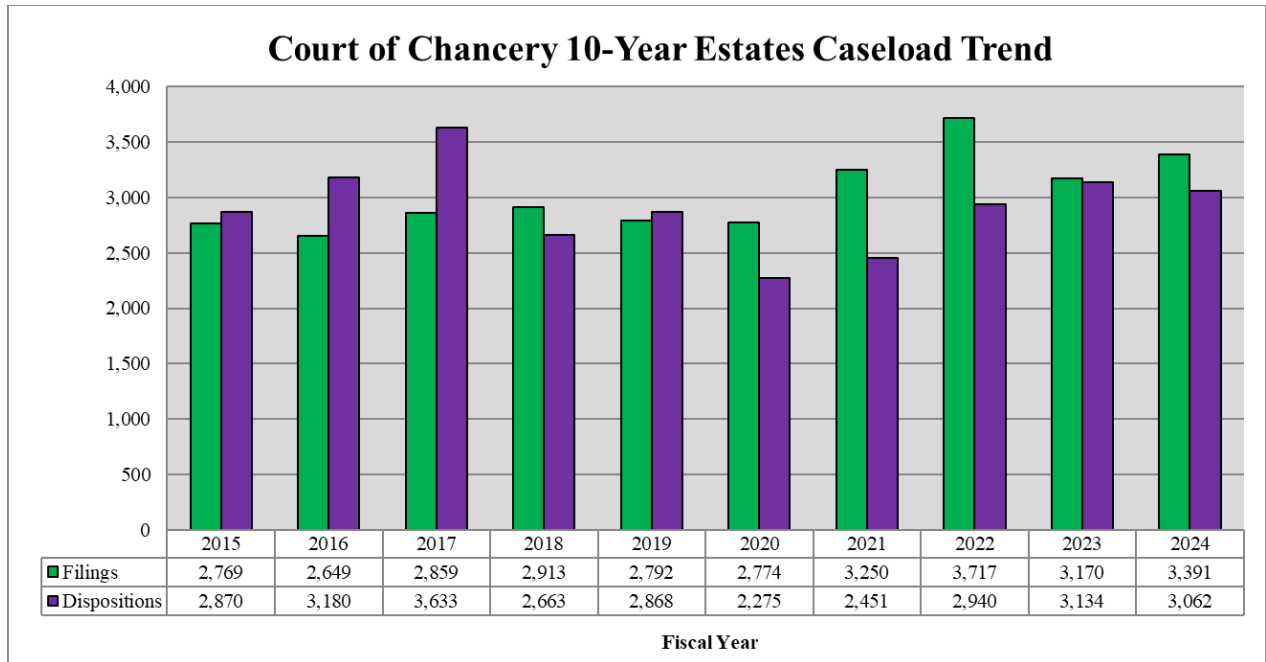


## COURT OF CHANCERY

Caseload Comparison - Fiscal Years 2023-2024 - Estates Filings				
	2023	2024	Change	% Change
State	3,170	3,391	221	7.0%

Caseload Comparison - Fiscal Years 2023-2024 - Estates Dispositions				
	2023	2024	Change	% Change
State	3,134	3,062	-72	-2.3%

Source: Register of Wills; Administrative Office of the Courts.



## COURT OF CHANCERY

Caseload Comparison - Fiscal Years 2023-2024 - Miscellaneous Matters Filings				
	2023	2024	Change	% Change
State	377	307	-70	-18.6%

Caseload Comparison - Fiscal Years 2023-2024 - Miscellaneous Matters Dispositions				
	2023	2024	Change	% Change
State	311	328	17	5.5%

Source: Register in Chancery; Administrative Office of the Courts.

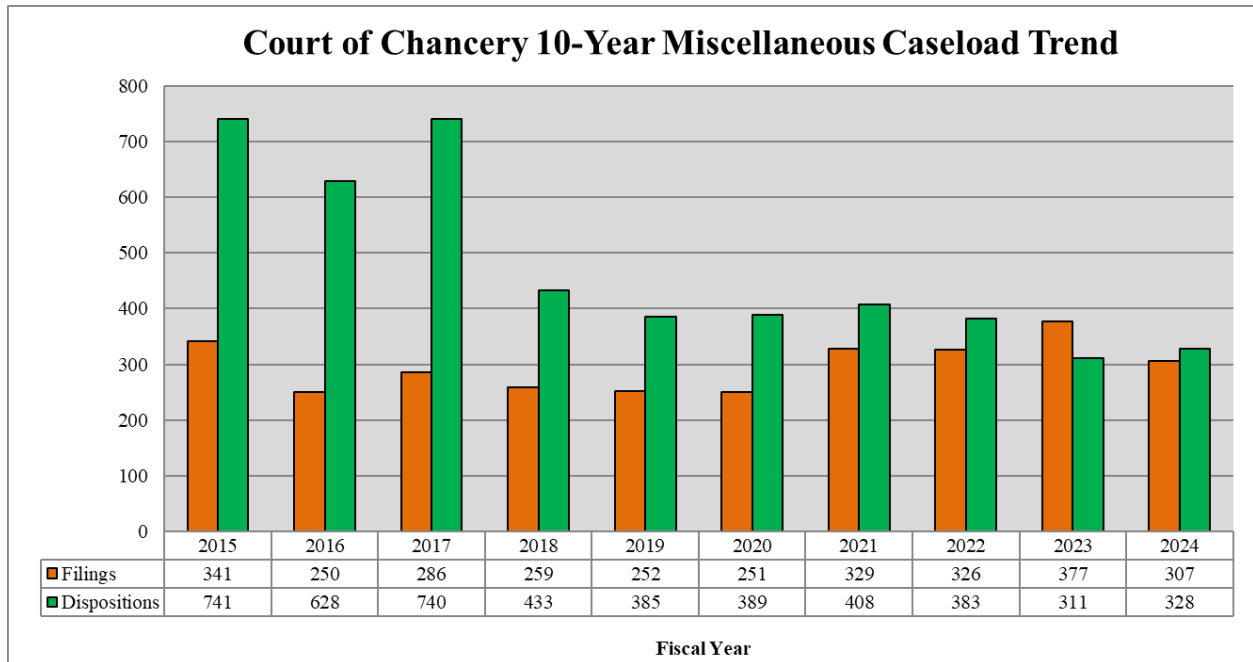
## COURT OF CHANCERY

Caseload Breakdown - Fiscal Year 2024 - Miscellaneous Matters Filings									
	Guardians for Minors		Guardians for Infirm		Trusts		Other Matters		Total
State	26	8.5%	279	90.9%	0	0.0%	2	0.7%	307 100%

Caseload Breakdown - Fiscal Year 2024 - Miscellaneous Matters Dispositions									
	Guardians for Minors		Guardians for Infirm		Trusts		Other Matters		Total
State	95	29.0%	223	68.0%	7	2.1%	3	0.9%	328 100%

Percentages may not total 100 due to rounding.

Source: Register in Chancery; Administrative Office of the Courts.



## COURT OF CHANCERY

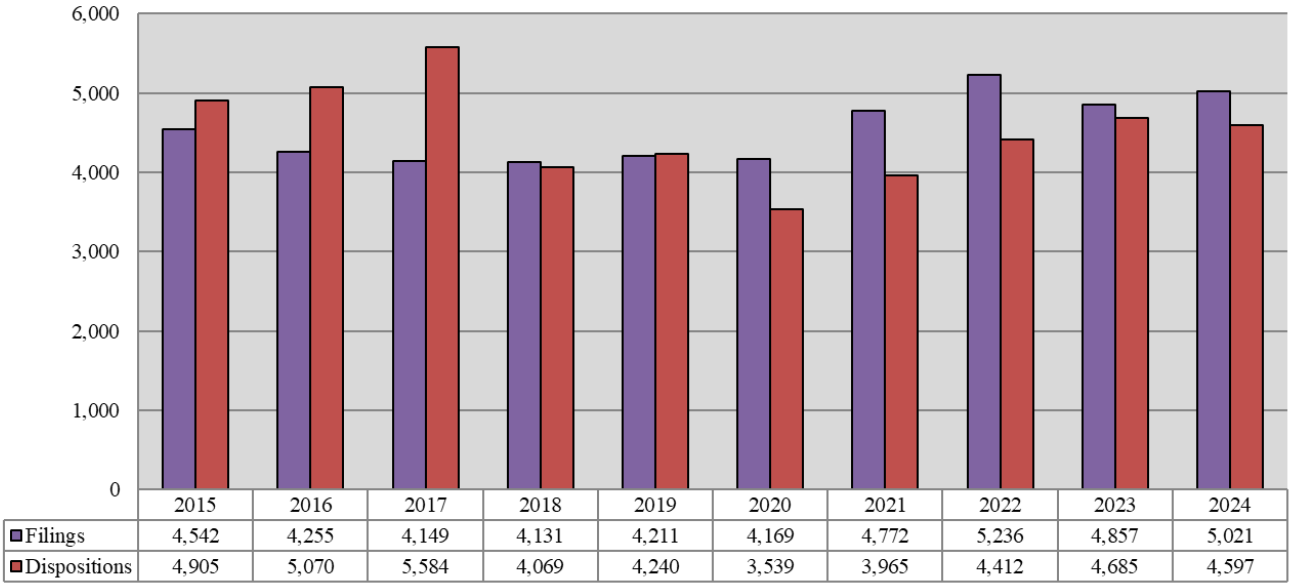
Caseload Comparison - Fiscal Years 2023-2024 - Total Case Filings*				
	2023	2024	Change	% Change
State	4,857	5,021	164	3.4%

Caseload Comparison - Fiscal Years 2023-2024 - Total Case Dispositions*				
	2023	2024	Change	% Change
State	4,685	4,597	-88	-1.9%

\*Total includes Civil, Miscellaneous, and Estates.

Source: Registers in Chancery; Registers of Wills; Administrative Office of the Courts.

# **Court of Chancery 10-Year Total Caseload Trend (Civil, Miscellaneous & Estates)**



**Fiscal Year**